



Interventional® and Radial®

**IT'S QUIKCLOT®**

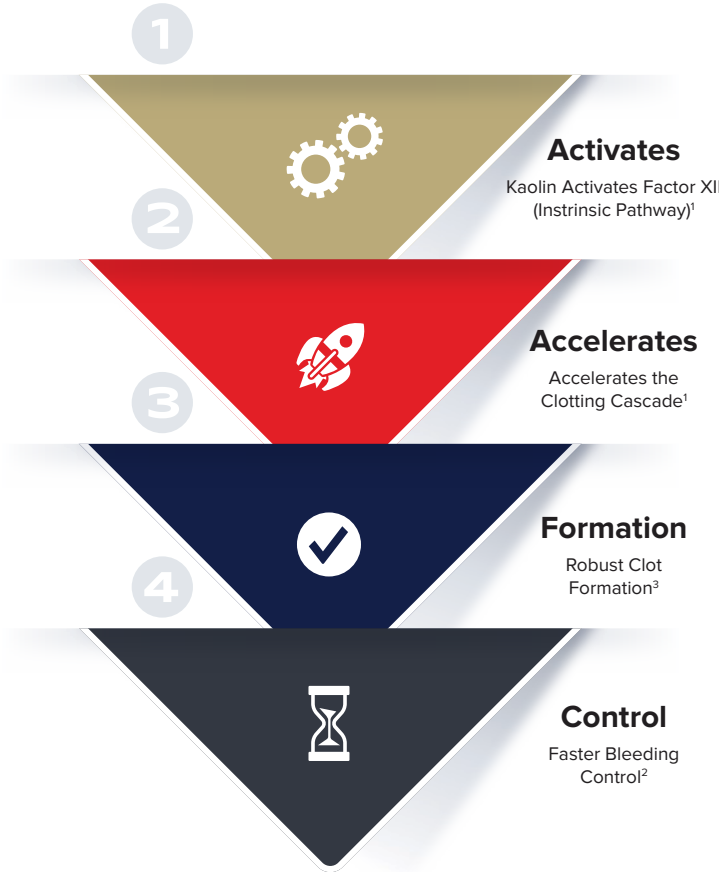
**OR IT'S NOT**

Because less time  
for compression  
means more time  
for compassion

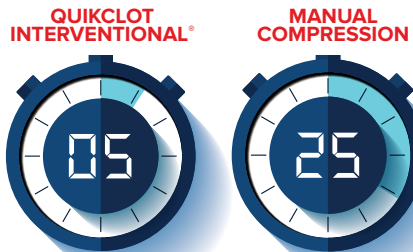
# IT'S QUIKCLOT® OR IT'S NOT

## KAOLIN IS THE UNIQUE DIFFERENTIATOR FOR ALL QUIKCLOT® PRODUCTS

QuikClot is a proprietary technology, which consists of a non-woven material impregnated with kaolin. Kaolin activates Factor XII on the intrinsic pathway, which in turn accelerates the clotting cascade leading to faster bleeding control.<sup>1,2</sup>



## FASTER TIME TO HEMOSTASIS

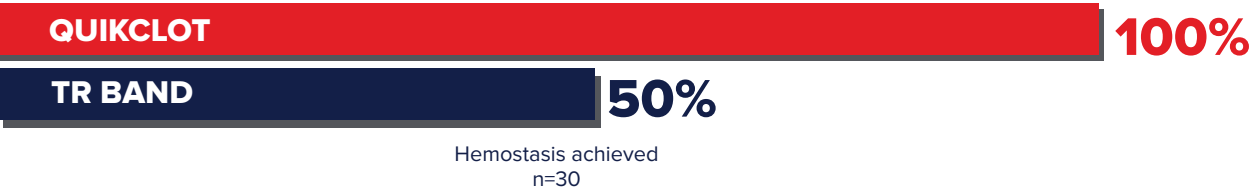


Mean Hemostasis Time (minutes)  
**P Value: P<0.001**  
**n=200**

**Arterial bleeding controlled with a mean time of 5 minutes for QuikClot Interventional, compared with an average of 25 minutes for manual compression<sup>2</sup>**

Two hundred patients undergoing percutaneous coronary intervention (PCI), via the femoral artery approach, were enrolled in this comparative study. Hemostasis following arterial sheath removal was performed with QuikClot Interventional (n=100) or with standard manual compression (n=100). As shown above, mean time to hemostasis was 5.4 ± 1.5 minutes for QuikClot Interventional vs. 25.2 ± 15 minutes with manual compression.<sup>2</sup>

## SIGNIFICANTLY FASTER TIME TO HEMOSTASIS THAN THE TR BAND, IT'S THE QUIKCLOT RADIAL®



**In another pilot study of 30 patients following transradial access:**

- Successful hemostasis achieved in 100% of QuikClot Radial patients after the initial protocol-driven time of 30 and 60 minutes of compression time<sup>4</sup>
- Hemostasis failure occurred in 50% of TR Band patients after the initial protocol-driven time of 40 minutes after sheath removal<sup>4</sup>
- Time to hemostasis was significantly shorter with use of the QuikClot Radial compared with the TR Band<sup>4</sup>
  - Mean compression time to hemostasis was 30.7 and 60.9 minutes for QuikClot Radial<sup>®</sup> compared with 149.4 minutes for TR Band<sup>4</sup>

## GREATER SATISFACTION FOR PATIENTS AND HEALTHCARE PROFESSIONALS, IT'S QUIKCLOT

- Allows for quicker and safer ambulation post coronary diagnostic and PCI via the femoral approach<sup>2</sup>
- Shorter compression times reduce the total time of the procedure and may lessen discomfort for patients<sup>4</sup>
- Shorter procedure times allow the hospital to move patients through the system faster and add more procedures onto the daily schedule

## READY TO GO RIGHT OUT OF THE PACKAGE AND SIMPLE TO USE, IT'S QUIKCLOT

- Product uses the same placement techniques as standard gauze
- Use for controlling bleeding and tract oozing



**FOR NEXT-GENERATION SPEED AND SIMPLICITY, IT'S QUIKCLOT OR IT'S NOT**

## QuikClot® Interventional® & Radial®

Product	Product Order Number	Product Description	Units per Box
QuikClot® Interventional® with 3M Tegaderm™ Bandage	183	1.5 in. x 1.5 in., hydrophilic pad, double-wrapped in a blister container with 3M Tegaderm™ bandage	10/box
QuikClot® Interventional® Pre-Slit with 3M Tegaderm™ Bandage	188	1.5 in. x 1.5 in., pre-slit hydrophilic pad, double-wrapped in a blister container with 3M Tegaderm™ bandage	10/box
QuikClot® Interventional®	467-Z	1.5 in. x 1.5 in., hydrophilic pad	10/box
QuikClot® Radial®	374	0.8 in. dia x 1.5 in., hydrophilic roll gauze with unique direct pressure adhesive bandage	10/box

### INDICATIONS:

Applied topically as an adjunct to manual compression and is indicated for the local management and control of surface bleeding from vascular access sites, percutaneous catheters or tubes utilizing introducer sheaths up to 12 Fr. or up to 7 Fr. for patients on drug/induced anticoagulation treatment.

This material is only intended to provide an overview of the device. Prior to use, always refer to the device specific instructions for use (IFU), product label, and/or package insert for complete details regarding the proper use, warnings, precautions, contraindications, and the storage and handling of the device.

**References:** 1. Lamb KM, Pitcher HT, Cavarocchi NC, Hirose H. Vascular Site Hemostasis in Percutaneous Extracorporeal Membrane Oxygenation Therapy. *Open Cardiovasc Thorac Surg J.* 2012;5:8-10 2. Trabattini D, Montorsi P, Fabbicocchi F, Lualdi A, Gatto P, Bartorelli AL. A new kaolin-based haemostatic bandage compared with manual compression for bleeding control after percutaneous coronary procedures. *Eur Radiol.* 2011;21:1687-1691 3. Garcia-Blanco J, Gegel B, Burgert J, Johnson S, Johnson D. The Effects of Movement on Hemorrhage When QuikClot® Combat Gauze™ Is Used in a Hypothermic Hemodiluted Porcine Model. *J Spec Oper Med.* 2015 Spring;15(1):57-60 4. Roberts J.S., Niu J, Pastor-Cervantes JA. Comparison of hemostasis times with a kaolin-based hemostatic pad (QuikClot Radial®) vs mechanical compression (TR Band) following transradial access: a pilot prospective study. *J Invasive Cardiol.* 2017;29(10):328-334.

### Z-MEDICA®

4 Fairfield Boulevard  
Wallingford, CT 06492  
1.877.750.0504  
PSST-898

© 2019 Z-MEDICA, LLC. All rights reserved.  
Z-Medica does not accept orders by phone.  
Please send a purchase order via fax to 1.800.343.8656  
or email [orders@z-medica.com](mailto:orders@z-medica.com)

