



Interventional®



BLEEDING CONTROL IN INTERVENTIONAL RADIOLOGY

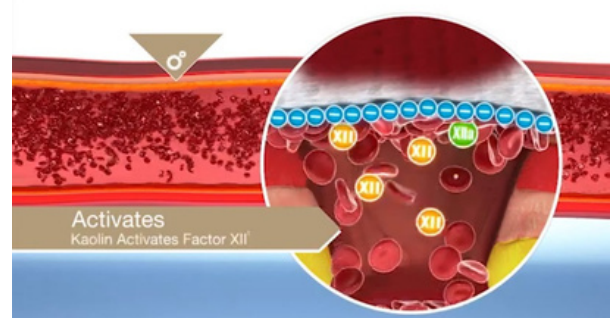
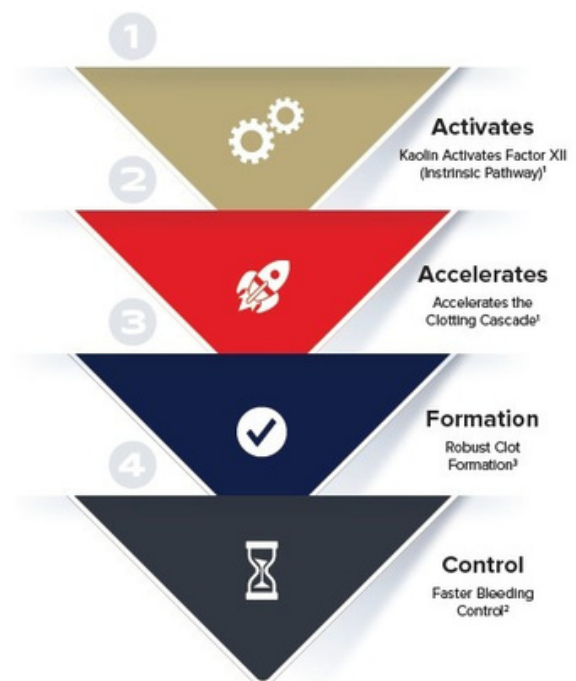
QuikClot is a proprietary technology, which consists of a non-woven material impregnated with kaolin. Kaolin activates Factor XII on the intrinsic pathway, which in turn accelerates the clotting cascade leading to faster bleeding control.^{1,2}

Where QuikClot is used

- ✓ Femoral or radial arterial closure
- ✓ As an adjunct to arterial closure post VCD use
- ✓ Bleeding AV fistulas
- ✓ Port pockets and oozing PICC, central or arterial lines



Potential benefits of using QuikClot

- ✓ Higher patient throughput with less time to haemostasis
- ✓ Alleviate recovery room bottlenecks and expedite time to discharge
- ✓ Get more procedures onto the daily list
- ✓ Simple and intuitive to use



ORDERING INFORMATION

For additional information, or to order one of our products, please call us on 01844 340 620 or email info@aprmedtech.com

Product name	Product code	Description	Units / box
 <p>QuikClot® Interventional®</p> <p>Use for: Femoral arterial closure, adjunct post VCD use, bleeding AV fistulas, oozing lines</p>	APR-467-Z	3.8 cm x 3.8 cm hydrophilic pad with 3M Tegaderm™ bandage	10
 <p>QuikClot® 4x4</p> <p>Use for: Port pockets, bleeding AV fistulas, oozing lines, percutaneous tube oozing, avulsion</p>	APR-301	10cm x 10cm haemostatic dressing with x-ray detectable strip	10

INDICATIONS

Applied topically as an adjunct to manual compression and is indicated for the local management and control of surface bleeding from vascular access sites, percutaneous catheters or tubes utilizing introducer sheaths up to 12 Fr. or up to 7 Fr. for patients on drug/induced anticoagulation treatment.

This material is only intended to provide an overview of the device. Prior to use, always refer to the device specific instructions for use (IFU), product label, and/or package insert for complete details regarding the proper use, warnings, precautions, contraindications, and the storage and handling of the device.



References: 1. Lamb KM, Pitcher HT, Cavarocchi NC, Hirose H. Vascular Site Hemostasis in Percutaneous Extracorporeal Membrane Oxygenation Therapy. Open Cardiovasc Thorac Surg J. 2012;5:8-10 2. Trabattini D, Montorsi P, Fabbicchi F, Lualdi A, Gatto P, Bartorelli AL. A new kaolin-based haemostatic bandage compared with manual compression for bleeding control after percutaneous coronary procedures. Eur Radiol. 2011;21:1687-1691 3. Garcia-Blanco J, Gegel B, Burgert J, Johnson S, Johnson D. The Effects of Movement on Hemorrhage When QuikClot® Combat Gauze® Is Used in a Hypothermic hemodiluted porcine model. J Spec Oper Med. 2015 Spring;15(1):57-60. Roberts JS, Niu J, Pastor-Cervantes JA. Comparison of hemostasis times with a kaolin-based hemostatic pad (QuikClot Radial®) vs mechanical compression (TR Band) following transradial access: a pilot prospective study. J Invasive Cardiol. 2017;29(10):328-334.

Manufactured by:

Teleflex™
Empowering the future of healthcare

aprmedtech.com

[@aprmedtech](https://www.instagram.com/aprmedtech)

APR Medtech Limited

The Sanderum Centre, 30a Upper High Street, Thame, Oxfordshire, OX9 3EX

t. +44 1844 340 620 f. +44 1844 340 621 e. info@aprmedtech.com

